PARTITION NOTES
(MASTER LIST – ALL NOTES MAY NOT APPLY)

1. STUDS CONTINUE TO DECK UNO. REF CAPTURE TRACK DETAILS 5 AND 6–A6.
2. USE 1/2" GYPSUM BOARD ON NON–RATED PARTITIONS UNO.
3. USE 5/8" TYPE X GYPSUM BOARD ON FIRE RATED PARTITIONS UNO.
4. CONTINUE FINISH MATERIAL TO A MINIMUM OF 4" ABOVE SUSPENDED CEILING SYSTEMS UNO.
5. WHERE NO CEILING IS INDICATED CONTINUE FINISH TO DECK UNO. MAINTAIN CLEARANCE BELOW STRUCTURE PER CAPTURE TRACK DETAILS 5 AND 6–A6.
6. STUD PARTITIONS REQUIRING A FIRE RATING OF ONE HOUR SHALL COMPLY WITH UL#U419, UL#U465 OR UL#U442. MASONRY PARTITIONS REQUIRING ONE HOUR FIRE RATING SHALL COMPLY WITH UL#U905.
7. STUD WALLS RECEIVING PLYWOOD SHALL BE 22 GAUGE OR HEAVIER.
8. MAXIMUM HEIGHT OF NON LOAD BEARING WALL ABOVE HEADER TO BE 20'–0".
9. REF SPECIFICATIONS FOR LATERAL BRACING OF STUD PARTITIONS.
10. PROVIDE ALTERNATING DIAGONAL METAL STUD BRACING FROM DECK TO WALL STUDS ABOVE CEILING AT 48" OC FOR PARTITION STUDS UNDER 6" WIDE. REF BRACING DETAIL 4–A6.
11. USE GYPSUM BOARD BEHIND ALL FRP BOARD UNO.
12. WHERE NO CEILING IS SCHEDULED, STOP 1/2" PLYWOOD SUBSTRATE AT 10'–0" AFF.
13. PROVIDE FIRE BLOCKING AT FLOOR AND ROOF LEVELS, CONCEALED SPACES BETWEEN STAIRWAY STRINGERS, PENETRATIONS IN FLOOR/CEILING ASSEMBLIES AND OTHER LOCATIONS AS REQUIRED BY CODE.
14. ROOMS THAT HAVE 5/8" IMPACT RESISTANT GYP BD TO 48" AFF NEED 5/8" GYP BD ABOVE 48" AFF. REF PLANS FOR LOCATIONS.
15. ON RESTROOMS WALLS RECEIVING PORCELAIN TILE UPPER (PAINTED) PORTION IS TO BE WATER RESISTANT GYPSUM BOARD IN LIEU OF GLASS–MAT BACKER MATERIAL.
16. WHEN MODIFYING OR BUILDING ANY NEW FIRE RATED PARTITIONS, ENSURE ALL PENETRATIONS AND JOINTS ARE SEALED IN ACCORDANCE WITH THE SPECIFICATIONS.

PARTITION LEGEND
(MASTER LEGEND – ALL TYPES MAY NOT APPLY)

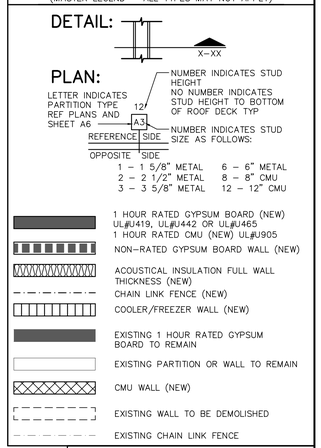

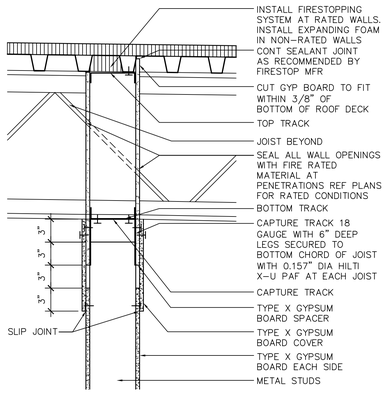

6 PARTITION ATTACHMENT AT PERPENDICULAR JOIST
1 1/2" = 1'–0"

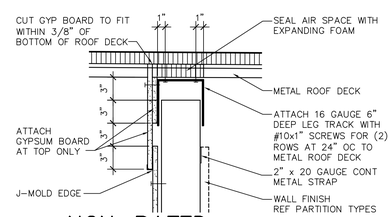

5 NON–RATED CAPTURE TRACK
1 1/2"=1'–0" C/A061–011

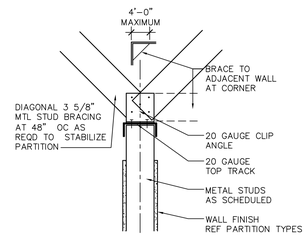

4 PARTITION BRACING
1 1/2" = 1'–0" C\a060–006

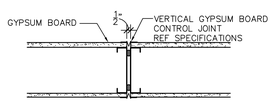

3 GYPSUM BOARD CONTROL JOINT
1 1/2" = 1'–0" C\a060–002

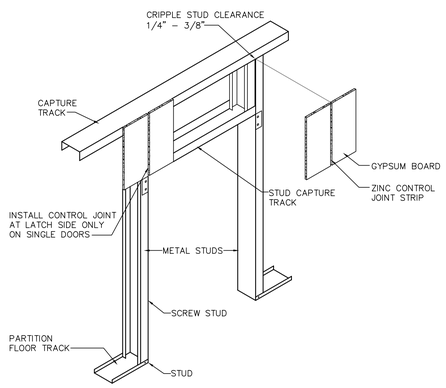

2 CONTROL JOINT AT DOOR JAMB
NTS C\a060–003

INTERIOR NON–LOAD BEARING PARTITION HEADER SCHEDULE

HEADER LENGTH	HEADER MEMBERS	MINIMUM EFFECTIVE PROPERTIES PER STUD	
2' TO 6'	(2) 6" x 18 GAUGE	Ix = 2.042	Sx = 0.670
6' TO 8'	(2) 6" x 16 GAUGE	Ix = 2.518	Sx = 0.839
8' TO 10'	(2) 6" x 14 GAUGE	Ix = 3.094	Sx = 1.031
10' TO 12'	(2) 8" x 18 GAUGE	Ix = 4.134	Sx = 1.033
12' TO 14'	(2) 8" x 16 GAUGE	Ix = 5.110	Sx = 1.277
14' TO 16'	(2) 8" x 14 GAUGE	Ix = 6.303	Sx = 1.576
16' TO 18'	(2) 10" x 14 GAUGE	Ix = 12.325	Sx = 2.456
18' TO 26'	(2) 12" x 16 GAUGE	Ix = 15.730	Sx = 2.334

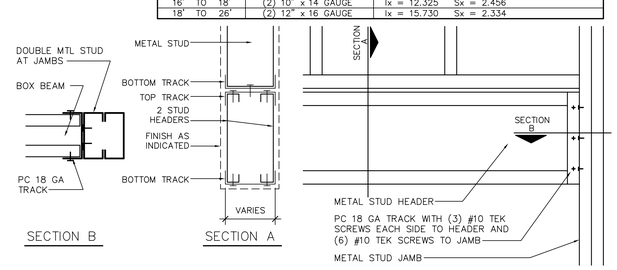

1 HEADER CONNECTION DETAIL
1 1/2" = 1'–0" C\a060–001

PARTITION TYPES

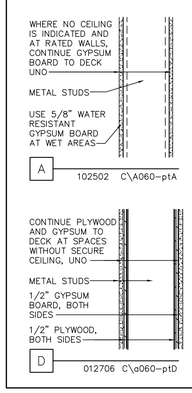

CYNTERGY
CYNTERGY ARCHITECTURE, PLLC
810 S CINCINNATI
SECOND FLOOR
TULSA, OK 74119
918.877.6000
www.cyntergy.com

STIPULATION FOR REUSE

THIS DRAWING WAS PREPARED FOR USE ON A SPECIFIC SITE AT FORT WORTH, TX CONTEMPORANEOUSLY WITH ITS ISSUE DATE ON 02/12/18, AND IT IS NOT SUITABLE FOR USE ON A DIFFERENT PROJECT SITE OR AT A LATER TIME. USE OF THIS DRAWING FOR REFERENCE OR EXAMPLE ON ANOTHER PROJECT REQUIRES THE SERVICES OF PROPERLY LICENSED ARCHITECTS AND ENGINEERS. REPRODUCTION OF THIS DRAWING FOR REUSE ON ANOTHER PROJECT IS NOT AUTHORIZED AND MAY BE CONTRARY TO THE LAW.

Walmart Neighborhood Market
FORT WORTH, TX
STORE NO.2979–211
JOB NUMBER: USMR–006304 GENERAL REMODEL

ISSUE BLOCK

	02/12/18	PERMIT/ BID
30 X 42		SHEET SET

CHECKED BY:	JO
DRAWN BY:	TB
PROTO:	52
PROTO CYCLE:	12/29/17
DOCUMENT DATE:	02/12/18

DOCUMENTS WITHOUT SIGNATURE AND REQUIRED SEAL OF AOR/EOR ARE NOT FOR CONSTRUCTION

JAMES EDWARD TURNER
ARCHITECT OF RECORD

PARTITION TYPES AND DETAILS

SHEET: A6

Feb 12, 2018 – 8:42am – USER tbillbe
W:\Suprctrs\2018 Remodels\2979–211 Fort Worth TX\Drawings\0152 – A6 PARTITION TYPES AND DETAILS – 2979.dwg