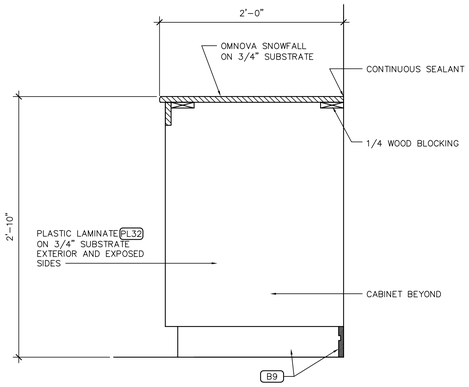

9 MILLWORK SECTION
1-1/2" = 1'-0"

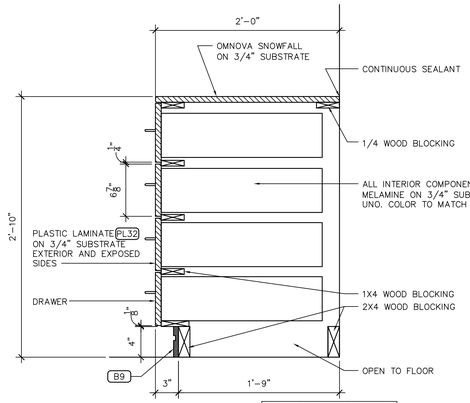

8 MILLWORK SECTION
1-1/2" = 1'-0"

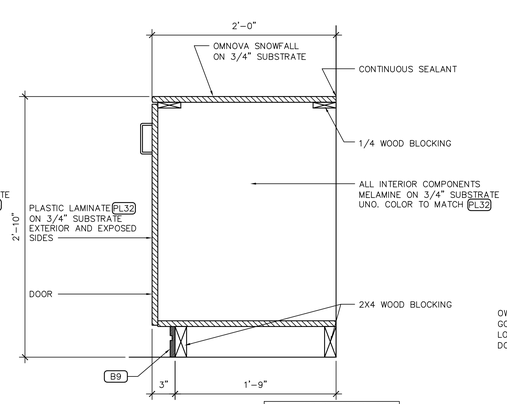

7 MILLWORK SECTION
1-1/2" = 1'-0"

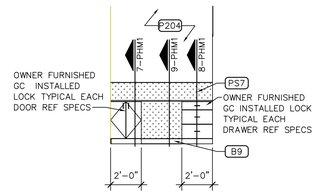

6 ELEVATION
1/4" = 1'-0"

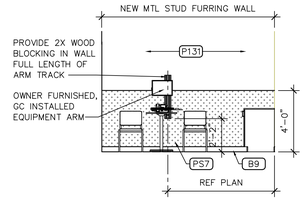

5 ELEVATION
1/4" = 1'-0"

DEMOLITION LEGEND

- EXISTING TO REMAIN
- DEMOLISH/REMOVE/RELOCATE
- AREA TO BE DEMOLISHED

KEYNOTES

6.27 48" HIGH WAINSCOT
5.56 1 1/2"X1 1/2" ALUMINUM CORNER GUARD TO 48" AFF.

RESPONSIBILITY NOTES:

- MODULAR WALL AND CEILING PANEL MANUFACTURER
  CONTACT IS HAINES, JONES & CADBURY, FURNISHING ALL MODULAR WALL PANELS AND CEILING PANELS, ASSOCIATED HARDWARE, PRE-FINISHED DOOR FRAMES AND DOOR SLABS WITH FILM INSTALLED, ALL DOOR HARDWARE, COILING SHUTTERS, ALL BASE, PRE-FINISHED PRIVACY WALLS ON 42HS AND WNM 42HS. COMPLETE INSTALLATION DRAWINGS.
- MODULAR MILLWORK MANUFACTURER
  CONTACT IS HAINES, JONES & CADBURY, FURNISHING ALL NEW COUNTERTOPS AND PRE-FINISHED LEGS UNDERNEATH; ALL PLUG AND PLAY ELECTRICAL, CPU CABINETS AND PENCIL DRAWERS UNDERNEATH AT FRONT COUNTER AND PHARMACIST'S BENCH; 42NC HS FURNISHING ENTIRE FRONT COUNTER SYSTEM, PRE-FINISHED, INCLUDING PRIVACY WALLS. COMPLETE INSTALLATION DRAWINGS.
- OWNER
  FURNISHING CPU CAGES MOUNTED ON WALLS UNDER COUNTERS, ALL COMPUTER EQUIPMENT, BAG HOOKS AND CONSTRUCTION ITEMS TYPICALLY FURNISHED FOR A REMODEL.
- GENERAL CONTRACTOR (GC)
  INSTALLING ALL OF THE ABOVE EXCEPT COMPUTER EQUIPMENT.

FOR MODULAR WALL PANEL AND MODULAR MILLWORK COMPONENTS COORDINATION CONTACT : HAINES, JONES & CADBURY. CUSTOMER SERVICE (800) 459-7099, WMT@HJCINC.COM FOR MODULAR WALL PANEL COORDINATION.

PHARMACY NOTES

1. WORK SHALL BE ACCOMPLISHED IN A MANNER THAT WILL NOT AFFECT CURRENT PHARMACY OPERATIONS.
2. ALL NECESSARY PRECAUTIONS SHALL BE TAKEN TO PROTECT PHARMACY EQUIPMENT DURING REPAIR WORK.
3. GENERAL CONTRACTORS SHALL LEAVE PHARMACY IN A CLEAN AND OPERATIONAL MANNER AT THE END OF EACH WORK SESSION.
4. CUT CARPET AROUND FIXTURES. DO NOT INSTALL CARPET UNDER MILLWORK.

SHEET NOTES

1. INTERIOR PLAN DIMENSIONS SHALL BE TO FACE OF FINISH UNLESS NOTED OTHERWISE.
2. SUPPORT COUNTERTOPS WITH TEMPORARY 2X4 LEGS UNTIL EQUIPMENT IS INSTALLED. THEN INSTALL PERMANENT 1 1/4" DIAMETER PIPE SUPPORT LEGS AT OPEN SPANS.
3. PAINT ALL EXPOSED CONDUIT TO MATCH ADJACENT WALLS.
4. OWNER FURNISHED AND INSTALLED ITEMS SHOWN DASHED UNO.
5. PROVIDE SOUND ATTENUATION IN ALL HEALTH SERVICE ROOM PARTITIONS WHERE FINISHES ARE REMOVED.
6. A TEMPORARY PHARMACY IS NOT REQUIRED, REF PHASING SHEETS.
7. THIS PROTOTYPE USES PRE-WIRED MODULAR WALLS, COORDINATE WITH THE LOCAL JURISDICTION ON FINAL INSPECTIONS.
8. DRILL HOLES IN EXISTING COUNTER TOP FOR CABLING AND SEAL RAW EDGES WITH CLEAR POLYURETHANE FINISH. COORDINATE NUMBER AND LOCATION OF HOLES WITH ELECTRICAL DRAWING.
9. REFER TO MANUFACTURER'S INSTALLATION DRAWINGS AND SPECIFICATIONS FOR ADDITIONAL INFORMATION AND SPECIFIC DETAILS ON THE MODULAR WALLS AND COMPONENTS.
10. GC TO COORDINATE ELECTRICAL INSPECTION FOR NEW POWER/ DATA IN EXISTING HEALTH SERVICES ROOM WALL.

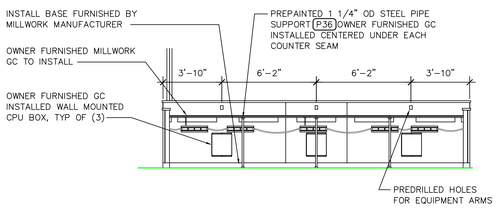

4 PHARMACY INTERIOR ELEVATION
1/4" = 1'-0"

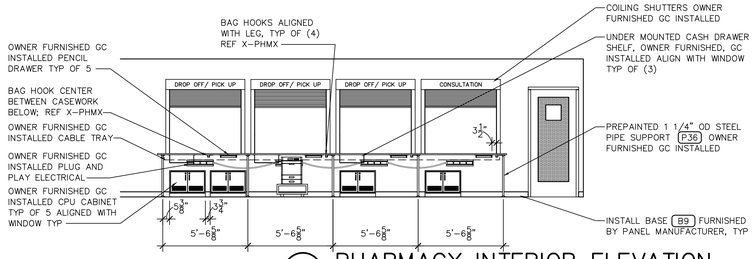

3 PHARMACY INTERIOR ELEVATION
1/4" = 1'-0"

ACTUAL PANEL SIZES MAY VARY BASED ON FIELD CONDITIONS, GC TO COORDINATE WITH PANEL MANUFACTURER

GC TO REFERENCE MANUFACTURERS INSTALLATION DRAWINGS FOR SEQUENCE OF WALL INSTALLATION AND ASSEMBLY

SOME PANELS WILL BE OVER SIZED AND WILL NEED TO BE MODIFIED TO FIT IN THE FIELD, COORDINATE WITH VENDOR FOR INSTRUCTIONS

303 HEALTH SERVICES	
WALL FINISHES	
	PAINT ACCENT WALL P204 FULL HEIGHT REF PLANS FOR EXTENTS, PAINT ALL REMAINING WALLS P131 SEMIGLOSS. INSTALL PS7 WAINSCOT.
	INSTALL NEW PLASTIC BASE B9 ON ALL WALLS
FLOOR	
	INSTALL NEW LVT1. REF A1.1 FOR ADDITIONAL SOW
CEILING	
	INSTALL NEW CEILING TILE ACT2 AND GRID ACTG TO 9'-0" AFF.

300 PHARMACY AND 302 PHARMACY CHECKOUT	
WALL FINISHES	
	PAINT ACCENT WALL P204 FULL HEIGHT REF PLANS FOR EXTENTS, PAINT ALL REMAINING WALLS P131 SEMIGLOSS
	INSTALL NEW PLASTIC BASE B9 ON ALL WALLS EXCEPT BEHIND PHARMACY RACKS
	REPAIR DAMAGED WALLS BOTH INTERIOR AND EXTERIOR TYP
FLOOR	
	REPLACE CUSHION BACK TILE CARPET C1, EXCEPT WHERE NOTED OTHERWISE IN PLANS AND SECTIONS. REF A1.1 FOR ADDITIONAL SOW
CEILING	
	LAY-IN: CLEAN CEILING TILES, GRID, AIR GRILLES/DIFFUSERS, SECURITY GLOBES, AND SPRINKLER HEADS. CLEAN LIGHT LENSES UNO. REPLACE ANY DAMAGED ITEMS. REPLACE DAMAGED/DISCOLORED CEILING TILES TO MATCH EXISTING.
CASEWORK	
	RELAMINATE COUNTER TOPS PL20, AS NOTED, REF PLAN; NEW COUNTERS PL20

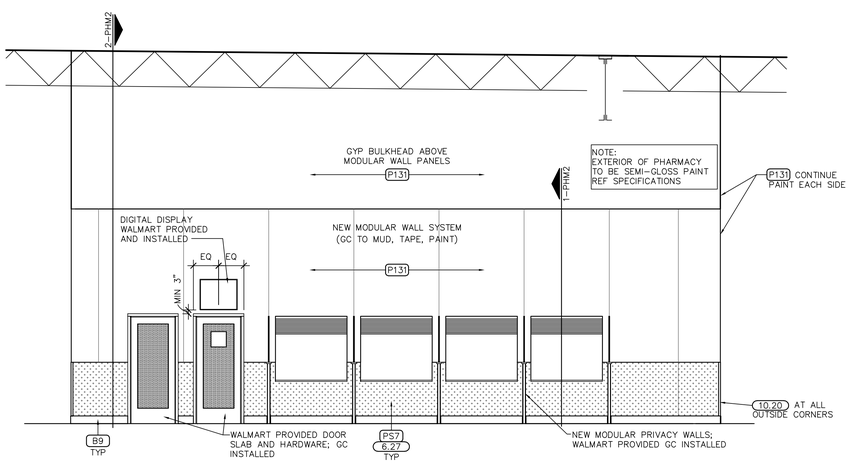

2 PHARMACY EXTERIOR ELEVATION
1/4" = 1'-0"

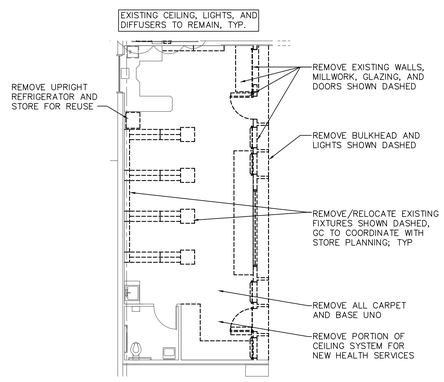

1A PHARMACY DEMO PLAN
1/8" = 1'-0"

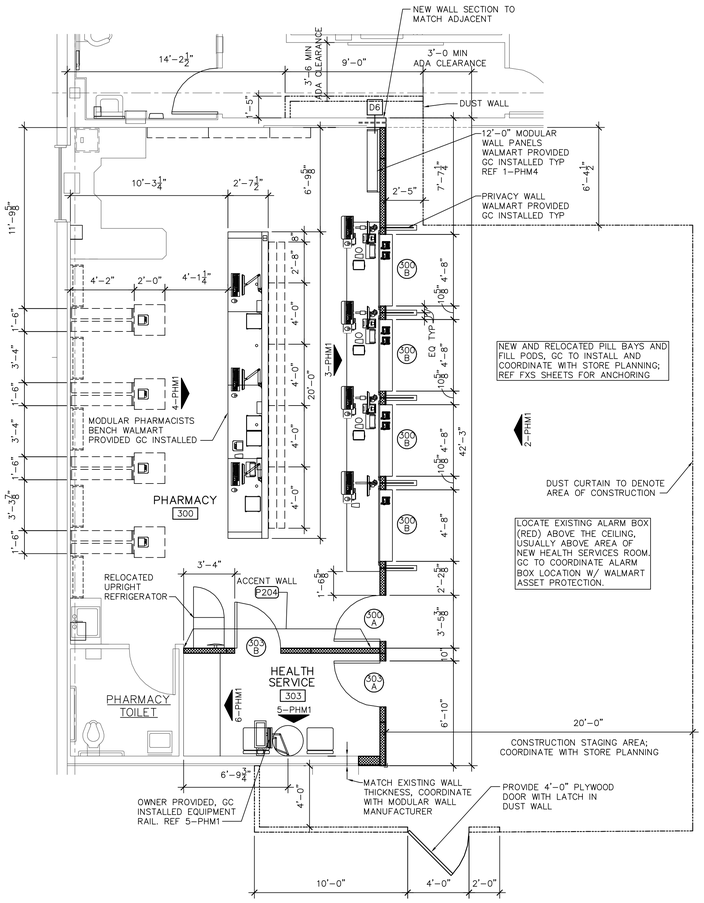

1 PHARMACY PLAN
1/4"=1'-0"

CYNTERGY
CYNTERGY ARCHITECTURE, PLLC
810 S CINCINNATI
SECOND FLOOR
TULSA, OK 74119
918.877.6000
www.cyntergy.com

STIPULATION FOR REUSE
THIS DRAWING WAS PREPARED FOR USE ON A SPECIFIC SITE AT FORT WORTH, TX CONTEMPORANEOUSLY WITH ITS ISSUE DATE ON 02/12/18, AND IT IS NOT SUITABLE FOR USE ON A DIFFERENT PROJECT SITE OR AT A LATER TIME. USE OF THIS DRAWING FOR REFERENCE OR EXAMPLE ON ANOTHER PROJECT REQUIRES THE SERVICES OF PROPERLY LICENSED ARCHITECTS AND ENGINEERS. REPRODUCTION OF THIS DRAWING FOR REUSE ON ANOTHER PROJECT IS NOT AUTHORIZED AND MAY BE CONTRARY TO THE LAW.

Walmart Neighborhood Market
FORT WORTH, TX
STORE NO.2979-211
GENERAL REMODEL
JOB NUMBER: USMR-006304

ISSUE BLOCK

	02/12/18	PERMIT
2	03/02/18	ADD #1

30 X 42 SHEET SET

CHECKED BY:	JO
DRAWN BY:	TB
PROTO:	52
PROTO CYCLE:	12/29/17
DOCUMENT DATE:	02/12/18

DOCUMENTS WITHOUT SIGNATURE AND REQUIRED SEAL OF AOR/EOR ARE NOT FOR CONSTRUCTION

JAMES EDWARD TURNER
ARCHITECT OF RECORD

MODULAR PHARMACY PLANS, ELEVATIONS, AND DETAILS

SHEET: PHM1

Mar 02, 2018 - 8:36am - USER tbillbe
W:\Supractra\2018 Remodels\2979-211 Fort Worth TX\Drawings\0370 - PHM1 MODULAR PHARMACY PLANS ELEVATIONS AND DETAILS - 2979.dwg