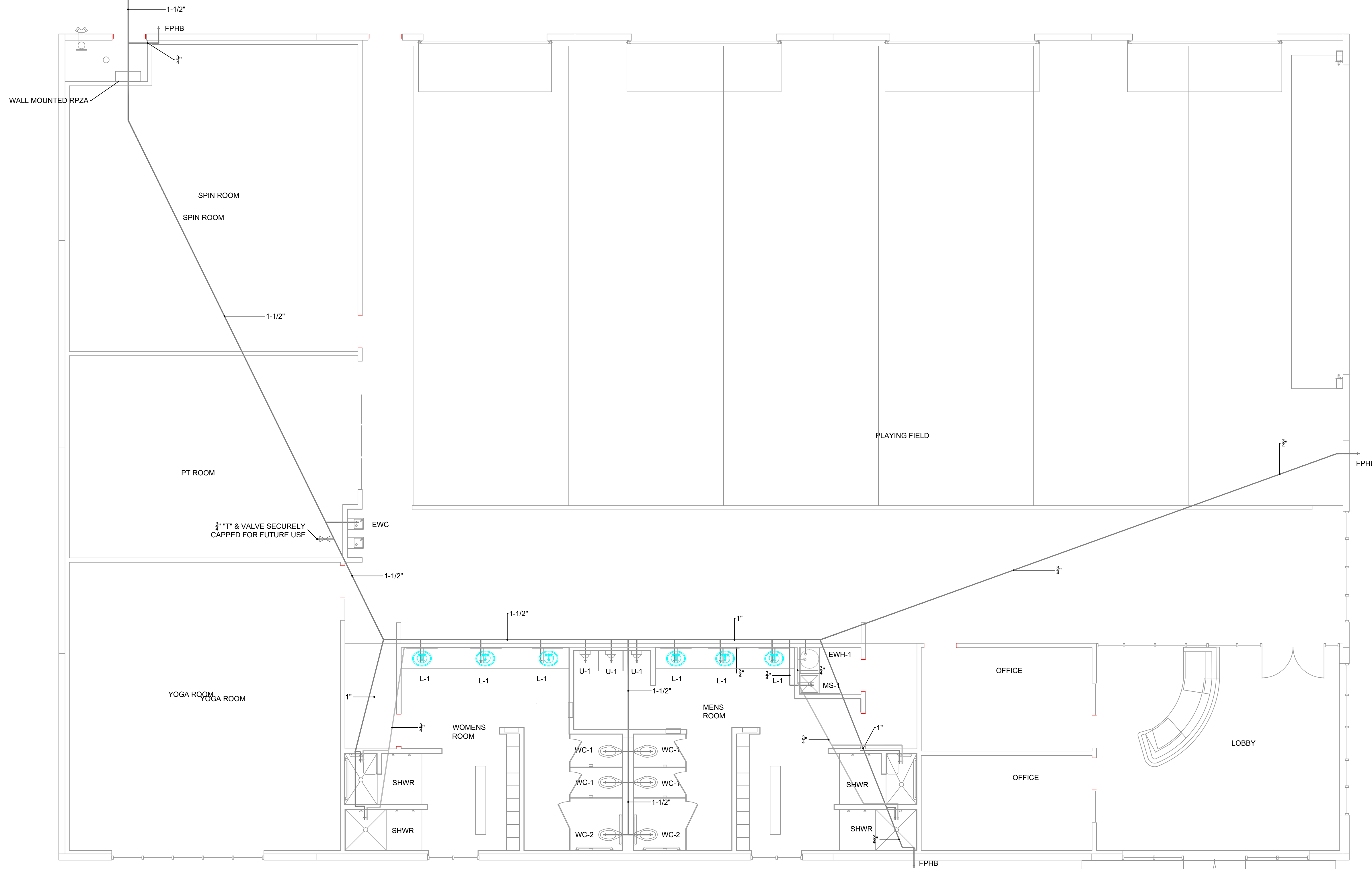


1-1/2" DOMESTIC WATER LINE. TIE TO WATER METER




ALL HOSE BIBBS TO BE IN LOCK BOX WITH KEY

ALL INSTALLATIONS SHALL BE IN COMPLIANCE WITH ENVIRONMENTAL ORDINANCE #12274 ARTICLE V DIVISION 3 AND PLUMBING ORDINANCE #22521-12-2016. DOMESTIC, FIRE PROTECTION, AND IRRIGATION SERVICE CONNECTIONS. ORDINANCE 12274 SECTION 12 * 5-531. INSTALLATION REQUIREMENTS (a)(3) ASSEMBLIES SHALL BE INSTALLED AT THE POINT OF DELIVERY OF THE WATER SUPPLY, BEFORE ANY BRANCH IN THE LINE, AND ON PRIVATE PROPERTY LOCATED JUST INSIDE THE BOUNDARY OF THE CITY'S RIGHT-OF-WAY. AN INSPECTOR MAY SPECIFY OTHER AREAS FOR INSTALLATION OF THE ASSEMBLY. (4) THE ASSEMBLY SHALL BE PROTECTED FROM FREEZING AND OTHER SEVERE WEATHER CONDITIONS. REQUIRED MAIN LINE DOMESTIC MINIMUM...REDUCED PRESSURE ZONE ASSEMBLY (RPZA)

(RPZA) AND BACKFLOW PREVENTION. THE ASSEMBLY SHALL BE PROTECTED FROM FREEZING AND OTHER SEVERE WEATHER CONDITIONS.

PLUMBING FIXTURES	
EWH-1	80 GALLON ELECTRIC WATER HEATER MODEL. MUST MEET EFFICIENCY REQUIREMENTS AND CONTAIN THERMOSTATIC TEMP. CONTROL. OR APPROVED EQUAL.
WC-1	AMERICAN STANDARD WHITE ELONGATED BOWL 3043.102, 111XL SLOAN REGAL FLUSH VALVE; 1955C BEMIS WHITE SEAT, 1.28 GPF. OR APPROVED EQUAL.
WC-2	AMERICAN STANDARD WHITE ELONGATED BOWL 3043.102, 111XL SLOAN REGAL FLUSH VALVE; 1955C BEMIS WHITE SEAT, 1.28 GPF HANDICAP APPROVED. OR APPROVED EQUAL.
L-1	AMERICAN STANDARD CADET OVAL COUNTERTOP LAVATORY 21"x17-5/8" OVAL, WHITE WELKAY FAUCET, HANDICAP PROTECTION, OR APPROVED EQUAL.
SHWR	AMERICAN STANDARD SINGLE CONTROL TRANSITIONAL SHOWER ONLY #9026.501.295, #9026.501.002. OR APPROVED EQUAL.
EWC	ELKAY TWO STATION WALL MOUNT WATER COOLER WITH 1-1/2" McGUIRE P-TRAP, 175 LK STOP. OR APPROVED EQUAL.
MS-1	FIAT MSB-2424, 24" X 24" X 10" HIGH, MOLDED STONE W/WALL GUARDS, MOP SINK 830-AA SERVICE FAUCET W/ VAC. BREAK, 832-AA HOSE & HOSE BRACKET, 889-CC MOP HANGER, E77-AA VINYL BUMPER. OR APPROVED EQUAL.
U-1	AMERICAN STANDARD WASHBROOK URINAL FLUSH VALVE SLOAN ROYAL (TOP SPUD) OR APPROVED EQUAL.



NOTE TO CONTRACTORS


THE INTENT OF THE DRAWINGS HEREIN IS TO REPRESENT A COMPLETE WORKING SYSTEM PER ALL CODES. ALL CONTRACTORS SHALL BE RESPONSIBLE FOR PROVIDING AND INSTALLING ALL COMPONENTS NECESSARY TO PROVIDE A COMPLETE WORKING SYSTEM PER ALL CODES. WHETHER SHOWN OR NOT SHOWN ON THE DRAWINGS

1 WATER PLAN
SCALE: 3/16"=1'-0"

LARRY L. BLACKMON INC.
ENGINEERING & BUILDING DESIGN
6716 AZLE AVENUE
FORT WORTH, TEXAS 76135
REGISTRATION #: F-002382
EMAIL: larry@blackmonconsultingengineers.com
PHONE: 817-238-8801 FAX: 817-238-9804



SA
STUCKEY ARCHITECTS
ARCHITECTURE PLANNING INTERIORS
208 N. MAIN STREET, SUITE 140
WEATHERFORD, TEXAS 76086
TELEPHONE: (817) 341-0754
FAX: (817) 341-0755
EMAIL: rstuckey@stuckeyarchitects.com



2/8/2018

D1 FITNESS CENTER
THE GROVES OF ALEDO

ALEDO, TEXAS



WATER PLAN

REVISIONS

DRAWN BY: DLP PROJ. MGR.: LLB
DATE: PROJ. NO:

SHEET NO.

P1.2

SHEET OF